

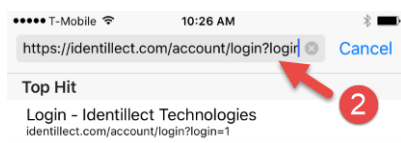
Installing Identillect Shortcut on iPhones

The following steps outline how to create a shortcut on your iPhone to Identillect’s login page to access your secure emails.

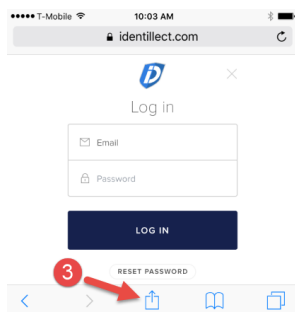
- 1) On your iPhone, open up the Safari web browser



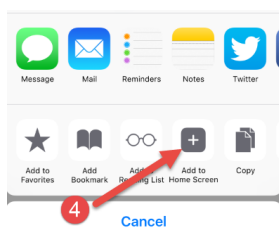
- 2) Paste the following URL into the address bar: <https://identillect.com/account/login?login=1>



- 3) Press the square icon with the upward facing arrow to bring up additional options



- 4) Select the “add to home screen” option



- 5) This will add the Identillect shortcut logo to your home screen

